



Kentucky High School Athletic Association

2280 Executive Drive ° Lexington, KY 40505 ° www.khsaa.org ° (859)299-5472 (859)293-5999 (fax)

MEMORANDUM

To: Superintendent, Principal, and Athletic Director
Franklin County High School

From: Brigid L. DeVries, Commissioner
Larry Boucher, Assistant Commissioner


Date: May 15, 2006

Subject: 2005-2006 Title IX Annual Report Forms Submission

Enclosed please find a copy of Form T-65, the 2005-2006 KHSAA Title IX Annual Report Submission Status Report. In addition, you may find an attachment with corrected copies of the forms submitted by your school personnel. Please review this information so the forms can be completed accurately in the future.

Also, KHSAA Audit Team Members may have requested resubmission of some of the 2005-2006 Annual Report Forms or need additional information on your athletic programs. Please submit this information by the date requested if this is applicable. Copies and all KHSAA Title IX documents must be kept current and included in your permanent Title IX File at the school. All documents are subject to Open Records Requests.

Should you need any further information, please do not hesitate to call anytime.



**KHSAA TITLE IX
ANNUAL REPORT SUBMISSION
STATUS REPORT
2005-2006**

KHSAA Form T65
Revised 8/05

TO: KHSAA Member School Superintendents, Principals, and Athletic Directors

FROM: Brigid L. DeVries, Commissioner
Larry Boucher, Assistant Commissioner

LB

DATE: 4/27/2006

School	Franklin County High School	Reviewed by	Reba Woodall
--------	-----------------------------	-------------	--------------

The following is a status report regarding the required 2005 - 2006 Title IX Annual Report submission of forms due into the KHSAA office by April 15, 2006. Appropriate KHSAA Audit Team personnel have reviewed these forms and the following is a summary of this review.

I. Checklist of Forms properly submitted in a satisfactory manner:

X	GE 19 (Annual Verification)	X	T-35 (Budget Expenses)
X	T-1 (Summary Program Chart 1)	X	T-36 (Budget Expenses)
X	T-2 (Summary Program Chart 2)	X	T-41 (Checklist – Overall Interscholastic Program)
X	T-3 (Summary Program Chart 3)	X	T-60 (Corrective Action Plan)
X	T-4 (Summary Program Chart 4)	X	T-63 (Interscholastic Survey Results)

II. Status

A.	X	2005 – 2006 Forms are satisfactory and no further information or action is necessary at this time.
B.		Errors have been noted with respect to the following forms:
C.		The following forms were omitted and must be submitted by school representatives:
D.	X	Other Recommendation and Comments: It would be beneficial to designate the members of the Gender Equity Committee as parent, teacher, student, etc. on GE-19 or appendix page. Gender Equity Committee should address ways to improve student response to survey. The return rate was 80% but the higher the return rate the better the understanding of opportunities for the students. Thank you for your hard work.



**2005-2006 KENTUCKY HIGH SCHOOL ATHLETIC ASSOCIATION
ANNUAL VERIFICATION OF TITLE IX PROCEDURES
(To be submitted by April 15, 2006 along with other required forms)**

KHSAA
Form GE19
Rev. 9/05

The Franklin Co. High School, Frankfort, Kentucky
(Name of High School) (City)

certifies to the Kentucky High School Athletic Association that the following is an accurate and true representation of the facts surrounding compliance with 20 U.S.C. Sections 1681-1688, et. Seq. (also known as Title IX)

I certify the following provisions in accordance with records at the school contained in the permanent Title IX file, and to the best of my knowledge have completed the following tasks (All boxes must be checked).

Established a gender equity committee at the high school. (list committee personnel and provide attachment if necessary)

Name	Address	Phone	Title
<u>See attached page</u>			

Scheduled a minimum of three meetings during the 2005-2006 school year on the following dates:
9/13/05
2/14/06
5/16/06

Designated the following person(s) as the Title IX coordinator for the school:
Karen Buzard Asst. Principal 1100 East Main St. 502-695-6750
Name Title Address Phone

Designated the following person(s) as the Title IX coordinator for the district:
Deborah Wigginton Central Office 917 East Main St. 502-695-6700
Name Title Address Phone

School personnel are continuing to make periodic reviews of the boys' and girls' athletics program reflected in the Corrective Action Plan.

In addition to the above information, the above referenced school maintains a complete permanent file relative to Title IX records including copies of the self-assessment audit, all corrective action plans, and other related materials.

Sharon C. Cellitt
Principal's Signature

Feb 28, 2006
Date

[Signature]
Superintendent Signature

Pat Jannin
School Board Chairpersons' Signature

(Send original copy to KHSAA - Maintain duplicate in Title IX school folder)

Spickard, Tracy

Distribution List Name: GENDER EQUITY

Members:

Buzard, Karen	kbuzard@franklin.k12.ky.us
Caldwell, Kelly	kcaldwell@fewpb.net
Carlson, Charley	ccarl@uky.edu
Chalk, Scott [FCHS]	schalk@franklin.k12.ky.us
Donnelly, Zachary	zdonnell@franklin.k12.ky.us
House, Eddie	houseeddie@yahoo.com
Johnson, Gregg	johnsogp@overnite.com
Johnson, Terry	tjohnson@franklin.k12.ky.us
Kell, Jeff	jkell@dcr.net
Lewis, Kelly (EPPC DEP DENF)	Kelly.Lewis@ky.gov
McDonald, Deron	dmcdonal@franklin.k12.ky.us
Myers, James	jmyers@franklin.k12.ky.us
Thacker, Joey	jthacker@franklin.k12.ky.us
Vickers, John	jvickers@franklin.k12.ky.us
Walker, Donny	dwalker@franklin.k12.ky.us
Wigginton, Deborah	diggint@franklin.k12.ky.us

2005-2006
ACCOMMODATION OF INTERESTS AND ABILITIES
SUMMARY PROGRAM CHART 1

KHSAA
 Form T1
 Rev. 9/05

Participation Opportunities Test One

		(Column 1)	(Column 2)	(Column 3)	(Column 4)
	Program	Enrollment	Percentage of Total Enrollment	Number of Interscholastic Participants (double and triple count)	Percentage of Total Participation
Row 1	GIRLS	487	52%	246	40.7
Row 2	BOYS	453	48%	358	59.3
Row 3	Totals	940	100%	604	100%

Instructions:

*Number of 8th grade students & below used in Column 3 and Column 4 calculations if applicable: 64

- Determine the total number of girls enrolled, (place in Row 1, Column 1). Determine the total number of boys enrolled, (place in Row 2, Column 1).
- Add the total number of girls and boys enrolled to determine total enrollment, (place in Row 3, Column 1).
- Calculate the percentage of total enrollment that is female. (Divide Row 1, Column 1 by row 3, Column 1 and place in Row 1, Column 2.) Calculate the percentage of total enrollment that is male. (Divide Row 2, Column 1 by Row 3, Column 1 and place in Row 2, Column 2.) Note: Row 1, Column 2 plus Row 2, Column 2 should total 100%.
- Ask the head coaches to review the most updated eligibility or squad lists for their teams. Ask coaches to confirm the names of those individuals who are on the team as of the first **date of competition**, and cross out the names of those who were cut from the team or quit the team prior to the first competitive event. Determine the total number of interscholastic athletics participants that are girls, (and place in Row 1, Column 3). In order to determine the total number of athletics participants, an individual should be counted each time he or she participates on a team. For example, if Jane Doe competes on the varsity volleyball team, the junior varsity volleyball team, the junior varsity basketball team, and the varsity softball team, she should be counted as four participants (**do not include club or intramural sports participants, cheerleaders, dance teams, or pom squads**). Calculate the same way for boys and girls. * In addition, should 8th grade students and below play on a Freshman, Junior Varsity, or Varsity team, they should also be counted for each team and sport on which they participate. If applicable, please asterisk the above notation as to how many 8th grade students & below are included in the totals. Using the same procedure, determine the total number of interscholastic athletic participants that are boys, (and place in Row 2, Column 3). Add Row 1, Column 3 plus Row 2, Column 3 to get total participants and place in Row 3, Column 3.
- Calculate the percentage of female participation. (Row 1, Column 3 divided by Row 3, Column 3 and place in Row 1, Column 4.) Calculate the percentage of male participation. (Row 2, Column 3 divided by Row 3, Column 3 and place in Row 2, Column 4.) Note: Row 1, Column 4 plus Row 2, Column 4 should total 100%.

Note: While being within three percent is not a formal compliance standard; if the percent listed in Row 1, Column 4 is within 3% of Row 1, Column 2, then it provides a good target within which compliance is likely.

Principal's Signature: Sharon C. Collett Date: 2/28/06

2005-2006
ACCOMMODATION OF INTERESTS AND ABILITIES
SUMMARY PROGRAM CHART 2

KHSAA
 Form T2
 Rev. 9/05

Participation Opportunities Test Two

		Column 1	Column 2	Column 3	Column 4	Column 5
Program		Number of Teams Currently Offered	Number of Participants	Number of Teams Added Since the beginning of the 2001-2002 School Year	Number of Participants Added Since the beginning of the 2001-2002 School Year	Percent of Total Participation By Sex Added Since the beginning of the 2001-2002 School Year
GIRLS	Row 1	varsity:	9	135	0	
	Row 2	j.v.:	7	83	2	25
	Row 3	frosh:	2	28	1	10
	Row 4	total:	18	246	3	35
BOYS	Row 5	varsity:	10	175	0	0
	Row 6	j.v.:	8	124	1	9
	Row 7	frosh:	3	59	1	23
	Row 8	total:	21	358	2	32

- 1) For Column 1, list the number of interscholastic teams offered for girls and boys at each competitive level (varsity, junior varsity, and freshman). For girls, total each of the entries in Rows 1, 2, and 3 into Row 4. For boys, total Rows 5, 6, and 7 into Row 8.
- 2) For Column 2, list the number of participants at each level. For girls, total each of the entries in Rows 1, 2, and 3 into Row 4. For boys, total Rows 5, 6, and 7 into Row 8. **Note:** The totals in Row 4 for girls and in Row 8 for boys must be the same as the totals in Form T-1, Column 3, Rows 1 and 2 respectively.
- 3) For Column 3, list the number of interscholastic teams that have been added in the last five years at each competitive level. Count each team added during the 5 year period only one time. e.g. Girl's junior varsity soccer was added 3 years ago, count the team only once, not 3 times. For girls, total the entries in Rows 1, 2, and 3 into Row 4. For boys, total Rows 5, 6, and 7 into Row 8.
- 4) For Column 4, list the number of participants that are currently on each level of the teams that were added in the last five years. If a team was added previously but no longer exists, there are no current participants to be added for that team. For girls, total the entries in Rows 1, 2, and 3 into Row 4. For boys, total Rows 5, 6, and 7 into Row 8.
- 5) For Column 5, calculate the percentage of participants that have been added in the last five years. For girls, take the number in Column 4, Row 4 and divide by the number in Column 2, Row 4. For boys, take the number in Column 4, Row 8 and divide it by the number in Column 2, Row 8.

Note: If the percentage of current participants added in the last five years is 25% or greater, compliance with test two may be possible. If less than 25%, then compliance with test three should be analyzed. **CAUTION:** 25% is not a formal compliance standard.

Principal's Signature: Sharon C. Collett Date: 2/28/06

2005-2006
ACCOMMODATION OF INTERESTS AND ABILITIES
SUMMARY PROGRAM CHART 3

Participation Opportunities Test Three

FOR ANY QUESTION ANSWERED "YES" IDENTIFY THE RESPECTIVE SPORT(S).

	GIRLS (Yes / No)		BOYS (Yes / No)
1. For a sport not currently played at the interscholastic level (varsity, junior varsity, or freshman) in your school, is there an intramural team offered for that sport?	NO		NO
2. For a sport <u>not</u> currently offered in your interscholastic athletics program, is there sufficient interest to form a viable interscholastic team based on participation on an intramural team or community recreation teams?	NO		NO
3. For a sport <u>not</u> currently offered, is there sufficient interest, based on your most recent Student Interest Survey, to form a viable interscholastic team based on student responses from the interscholastic survey? If yes, what sport?	NO		NO
4. For a sport currently offered at the varsity level only, is there sufficient interest, based on your most recent Student Interest Survey, to form a viable team for a junior varsity or freshman team that is not currently offered?	NO		NO
5. For a sport currently offered at the junior varsity or freshman level is there sufficient interest, based on your most recent Student Interest Survey, to form a varsity team not currently offered?	NO		NO
6. If you answered YES to question (1), (2), (3), (4), or (5), are there enough high schools in your geographic area offering the sport (at the appropriate level) to allow for the development of a reasonable schedule of competition?	NO		NO

Principal's Signature: Sharon C. Callitt Date: 2/28/06

2005-2006
ACCOMODATION OF INTERESTS AND ABILITIES
SUMMARY PROGRAM CHART 4

Levels of Competition Test One

		Column 1	Column 2	Column 3
Girls	Team Levels	Number of Teams Currently Offered	Number of Participants	Percentage of Participants at Each Level
Row 1	varsity:	9	135	54.9
Row 2	j.v.:	7	83	33.7
Row 3	frosh:	2	28	11.4
Row 4	total:		246	100%
Boys				
Row 5	varsity:	10	175	49
Row 6	j.v.:	8	124	35
Row 7	frosh:	3	59	16
Row 8	total:		358	100%

- 1) Column 1, list the number of interscholastic teams offered for girls and boys at each competitive level; varsity, junior varsity, and freshman. (Refer to Form T-2, Accommodation of Interests and Abilities, Summary Program Chart 2, Column 1.)
- 2) For Column 2, list the number of participants at each level. For girls, total the entries in Rows 1, 2, and 3 into Row 4. For boys, total the entries in Rows 5, 6, and 7 into Row 8. (Refer to Form T-2, Accommodation of Interests and Abilities, Summary Program Chart 2, Column 2.)
- 3) For Column 3, calculate the percentage of female and male participants at each level.
For girls' varsity, junior varsity, and frosh, respectively:
 - Divide Column 2, Row 1 by Column 2, Row 4, and place the percentage in Column 3, Row 1.
 - Divide Column 2, Row 2 by Column 2, Row 4, and place the percentage in Column 3, Row 2.
 - Divide Column 2, Row 3 by Column 2, Row 4, and place the percentage in Column 3, Row 3.
 -
 For boys' varsity, junior varsity, and frosh, respectively:
 - Divide Column 2, Row 5 by Column 2, Row 8, and place the percentage in Column 3, Row 5.
 - Divide Column 2, Row 6 by Column 2, Row 8, and place the percentage in Column 3, Row 6.
 - Divide Column 2, Row 7 by Column 2, Row 8, and place the percentage in Column 3, Row 7.

Principal's Signature: Sharon C. Callitt Date: 2/26/06

**2005-2006
ACTUAL EXPENDITURES - PROGRAM COMPARISON CHART I
TO INCLUDE BOOSTER CLUB FUNDING**

	equipment and supplies		travel		awards		coaches' salaries (to include supplemental and extended employment; dollar amount needed)		facilities improvements		publications (if sport-specific)	
	Expenditures		Expenditures		Expenditures		Expenditures		Expenditures		Expenditures	
	School	Booster	School	Booster	School	Booster	School	Booster	School	Booster	School	Booster
G basketball	7356	9120		12501		1975	14677			430		295
B basketball	6398	16874		9618		2192	14751					295
G softball	3370	8066		405		991	6446			2715		
B baseball	6220	2207				2861	4491			4845		
G cross country	305	925					1375					
B cross country	305	925					1375					
G golf	475	2321		1534		716	1648			484		
B golf	781	1551		3267		2196	2157			785		
G soccer	1289	3546				1664	4397		425	182		
B soccer	1380	2474				1461	4200		425	182		
G swimming	146						1078					
B swimming	146						1078					

- Total expenditures on T-35 and T-36 on the 2005-2006 year report due by April 15, 2006, should reflect the total monies spent (rounded off to nearest hundred) for the entire school year of 2004-2005 ending June 30, 2005.
- Booster Club Funding/Contributions must be included in the expenditures total.

Principal's Signature: Walter N. Boyd Date: 5/2/06 (Resubmit)

2005-2006
ACTUAL EXPENDITURES - PROGRAM COMPARISON CHART 2
TO INCLUDE BOOSTER CLUB FUNDING

	equipment and supplies		travel		awards		coaches' salaries (to include supplemental and extended employment; dollar amount needed)		facilities improvements		publications (if sport-specific)	
	Expenditures		Expenditures		Expenditures		Expenditures		Expenditures		Expenditures	
	School	Booster	School	Booster	School	Booster	School	Booster	School	Booster	School	Booster
G track	477						2670					
B track	477						2670					
G tennis	947				33		1648					
B tennis	427				549		1957					
G volleyball	1885	3385			404		2869					
B wrestling	625	1695					2575		500			
G (list sport)												
B football	8505	28022		1585	4097		25335		731			1033
G (list sport)												
B (list sport)												

1. Total expenditures on T-35 and T-36 on the 2005-2006 year report due by April 15, 2006, should reflect the total monies spent (rounded off to nearest hundred) for the entire school year of 2004-2005 ending June 30, 2005.

2. Booster Club Funding/Contributions must be included in the expenditures total.

Indicate percentage of total expenditures for each gender:

Gender	Expenditures	Percentage	w/o FB
Boys	\$176300	62.6	50.4
Girls	\$105348	37.4	49.6
Total:	\$281648	100%	

Principal's Signature: Karen N. Bond Date: 5/2/06 (Resubmit)

**2005-2006
ACTUAL EXPENDITURES - PROGRAM COMPARISON CHART 1
TO INCLUDE BOOSTER CLUB FUNDING**

	equipment and supplies		travel		awards		coaches' salaries (to include supplemental and extended employment; dollar amount needed)		facilities improvements		publications (if sport-specific)	
	Expenditures		Expenditures		Expenditures		Expenditures		Expenditures		Expenditures	
	School	Booster	School	Booster	School	Booster	School	Booster	School	Booster	School	Booster
G basketball	7356	9120		12601		1975	12927	1750		430		295
B basketball	6398	16874		9618		2192	13751	1000				295
G softball	3370	8066		405		991	4646	1800		2715		
B baseball	6220	2207				2861	4491			4845		
G cross country	305	925					975	400				
B cross country	305	925					975	400				
G golf	475	2321		1534		716	1648			484		
B golf	781	1551		3267		2196	1957	200		785		
G soccer	1289	3546				1664	4147	250	425	182		
B soccer	1380	2474				1461	4200		425	182		
G swimming	146				62		1078					
B swimming	146				62		1078					

- Total expenditures on T-35 and T-36 on the 2005-2006 year report due by April 15, 2006, should reflect the total monies spent (rounded off to nearest hundred) for the entire school year of 2004-2005 ending June 30, 2005.
- Booster Club Funding/Contributions must be included in the expenditures total.

Principal's Signature: Sharon C. Culbert Date: 2/26/06

**2005-2006
ACTUAL EXPENDITURES - PROGRAM COMPARISON CHART 2
TO INCLUDE BOOSTER CLUB FUNDING**

	equipment and supplies		travel		awards		coaches' salaries (to include supplemental and extended employment; dollar amount needed)		facilities improvements		publications (if sport-specific)	
	Expenditures		Expenditures		Expenditures		Expenditures		Expenditures		Expenditures	
	School	Booster	School	Booster	School	Booster	School	Booster	School	Booster	School	Booster
G track	477		0				2670					
B track	477		0				2670					
G tennis	947		0		33		1648					
B tennis	427		0		549		1957					
G volleyball	1885	3385	0		404		2369	500				
B wrestling	625	1695	0				2575	500				500
G (list sport)												
B football	8505	28022		1585	4097		22835	2500		731		1033
G (list sport)												
B (list sport)												


1. Total expenditures on T-35 and T-36 on the 2005-2006 year report due by April 15, 2006, should reflect the total monies spent (rounded off to nearest hundred) for the entire school year of 2004-2005 ending June 30, 2005.

2. Booster Club Funding/Contributions must be included in the expenditures total.

Indicate percentage of total expenditures for each gender:

Gender	Expenditures	Percentage	w/o FB
Boys	\$176300	62.6	50.4
Girls	\$105348	37.4	49.6
Total:	S	100%	

Principal's Signature: Sharon C. Callitt Date: 2/28/06



Principal's Signature:

Sharon C. Collett

Date:

2/28/06

2005-2006 KHSAA TITLE IX ATHLETICS AUDIT

KHSAA
Form T41
Rev. 9/05

Checklist - Overall Interscholastic Athletics Program

DIRECTIONS:

For the Areas of Compliance (Opportunities and Benefits) listed on the left hand side of the page, place a checkmark under the appropriate column identifying whether your school provided an advantage to the Girls' Program, or to the Boys' Program or to Neither Program.

Areas of Compliance:	ADVANTAGE TO:		
	GIRLS' PROGRAM	BOYS' PROGRAM	NEITHER PROGRAM
OPPORTUNITIES			
Accommodation of Interest and Abilities			X
BENEFITS			
Equipment and Supplies			X
Scheduling of Games and Practice Time			X
Travel and Per Diem Allowances			X
Coaching			X
Locker Rooms, Practice and Competitive Facilities		X	
Medical and Training Facilities and Services			X
Publicity			X
Support Services			X
Athletic Scholarships			N/A
Tutoring			X
Housing and Dining Facilities and Services			N/A
Recruitment of Student Athletes			N/A

Principal's Signature: Sharon C. Cellitt Date: 2/28/06

2005-2006
TITLE IX

CORRECTIVE ACTION PLAN

SCHOOL NAME

Franklin Co. High School

DIRECTIONS:

1. For Column 1, indicate the intended area which needs corrective action in order to achieve gender equity. For Column 2, write the suggested change or activities that will correct the area in need of alteration. For Column 3, include the estimated completion date for the changes or activities.
2. It is possible to attain compliance with Title IX and no longer need "corrective" action. However, the KHSAA strongly encourages compliant schools to identify items for improvement (Column 1), activities to accomplish the improvement (Column 2) and a timetable for completion (Column 3) that will strengthen the athletic program.
3. You may copy this form as needed. Please attach corrective action plans along with audit forms and submit by April 15, 2006.

COLUMN 1 ITEM FOR CORRECTION/ IMPROVEMENT	COLUMN 2 SUGGESTED CHANGE/ ACTIVITIES	COLUMN 3 TIME TABLE FOR CORRECTIVE ACTION/ COMPLETION
Basketball locker room and practice facilities	Upgrade locker rooms and goals	To be completed as funds become available
Baseball facility	Replace lights	To be completed as funds become available
Softball facility	Upgrade facilities to include a restroom on site	To be completed as funds become available

Principal's Signature: _____

Sharon C. Calhoun

Date: _____

2/28/06



TITLE IX
FIVE-YEAR ACCOMPLISHMENTS
2000-2005

KHSAA
 Form T68
 Rev. 9/03

At the end of this school year, as we complete the 5-year KHSAA Title IX Compliance Project, the KHSAA will provide the Kentucky Department of Education a status report of accomplishments. Please review your school's progress since 1999-2000 and itemize those accomplishments which you feel you have made in your efforts to provide greater gender equity in athletics at your school.

(For example: Softball field lights (or other improvements), specific amounts of "prime time" playing opportunity adjustments, cheerleading balance, equitable equipment replacement schedules, equitable pay for coaches, equitable opportunities for facilities use, establishment of additional sports, establishment of more teams at various levels, equalizing number of contests per season, etc., etc.)

<p style="text-align: center;">Opportunities (Example: Sports or Levels of Teams Added for Girls)</p>	<p>Added freshman softball team</p> <p>Added junior varsity girl's soccer team</p> <p>Added freshman football team</p>
<p style="text-align: center;">Equipment and Supplies (Example: New Equipment – batting cages, soccer goals, uniforms, balls, bats, etc.)</p>	<p>New volleyball stand</p>
<p style="text-align: center;">Scheduling of Games and Practice Times (Example: 50/50 scheduling ratio of boys' games to girls'. Additional weekend "prime time" opportunities)</p>	<p>50/50 ratio on practice times</p> <p>Increased number of "prime time" games for girl's basketball</p>

<p>Travel and Per-Diem (Example: Spring Break Trip for Softball, Upgrade of meals or meal opportunities)</p>	<p>Spring break trip for softball every other year</p> <p>Two overnight trips for softball during regular season</p> <p>Overnight trip for baseball in Bowling Green over spring break</p>
<p>Coaching (Example: Hiring of additional coaches, paying equitable salaries)</p>	<p>Equal coaching salaries</p>
<p>Locker Rooms, Practice and Competitive Facilities (Example: New or Renovated Facilities)</p>	<p>Installed lights at softball field</p> <p>New track surface</p> <p>New tennis courts</p> <p>Resurface football field</p> <p>New bleachers for baseball field</p> <p>New gym floor</p>
<p>Medical and Training Services (Example: Additional or equitable sports coverage by medical support personnel, access to weight room)</p>	<p>Equal opportunity for training services for all sports through outside contract</p> <p>Weight room and athletic complex are equitable</p>
<p>Publicity (Example: New or improved promotional opportunities at sporting events: 1. Dance/Pep/Cheerleaders 2. Posters 3. Radio/Television)</p>	<p>Cheerleading squads equitable</p>
<p>Support Services (Example: Additional funding for girls' sports)</p>	

Other Title IX Advancements	
--	--

Principal's
Signature: Sharon C. Collett Date: 2/28/06



**2005-2006 INTERSCHOLASTIC
ATHLETICS SURVEY**
Summary of Student Responses

APR 17 2006

KHSAA
Form T63
Rev. 9/05

School Name: Franklin Co. High School

School Enrollment: 940

Date: 1/26/06

Completed By: Tracy Spickard

Instructions:

1. Summarize the Student Athletics Interest Surveys Form T-61 by listing the total number of responses on the line next to each sport.
2. Under the Other Category please provide a listing of the sports as well as the number of students who are interested in participating.
3. Please sign and date this Summary Form (T-63) and mail this Summary Form only to the KHSAA by April 15, 2006. Do not mail the student surveys (Form T-61). However, these Forms should be maintained in your files in the event they are requested subsequently.

930 Number of Surveys

739 Total Returned (*A minimum of 80% return is expected*) ^{40%}

8-11 Grades Surveyed (*Should be grades 9-11 and 8th grade if school has a feeder system*)

How Was The Survey Administered? Homeroom Classes

(e.g. was it given in all English classes, or all home rooms, or advisee/advisor?)

KHSAA Sanctioned Fall Sports (*List Total Number of Participation Responses*)

33 Cross Country (Girls)

28 Cross Country (Boys)

162 Football (Boys)

20 Golf (Girls)

30 Golf (Boys)

66 Soccer (Girls)

75 Soccer (Boys)

120 Volleyball (Girls)

Winter Sport (*List Total Number of Participation Responses*)

<u>93</u>	Basketball (Girls)
<u>138</u>	Basketball (Boys)
<u>81</u>	Indoor Track (Girls)
<u>81</u>	Indoor Track (Boys)
<u>49</u>	Swimming & Diving (Girls)
<u>28</u>	Swimming & Diving (Boys)
<u>39</u>	Wrestling (Boys)

Spring Sport (*List Total Number of Participation Responses*)

<u>88</u>	Baseball (Boys)
<u>64</u>	Fast Pitch Softball (Girls)
<u>44</u>	Slow Pitch Softball (Girls)
<u>105</u>	Tennis (Girls)
<u>49</u>	Tennis (Boys)
<u>71</u>	Track (Girls)
<u>58</u>	Track (Boys)

Non-KHSAA Sanctioned Sports (*From Student Survey T-61 Question 10*)

<u>122</u>	Archery
<u>54</u>	Field Hockey
<u>161</u>	Bowling
<u>43</u>	Boys' Gymnastics
<u>103</u>	Girls' Gymnastics
<u>79</u>	Ice Hockey
<u>67</u>	Boys' Lacrosse
<u>49</u>	Girls' Lacrosse
<u>105</u>	Rifle
<u>83</u>	Rodeo
<u>42</u>	Boys' Volleyball
<u>60</u>	Water Polo
<u>102</u>	Weightlifting

Number of Students who participate in Intramural Sports*(From Student Survey T-61 Question 5)*

Sport	Sport	Sport
Baseball-2	Soccer-3	Cheer-1
Basketball-44	Softball-1	
Football-3	Wrestling-1	
Golf-1	Bowling-1	
Track-1	Tennis-1	
Volleyball-2	Dance-1	

List Intramural Sports students are interested in adding:

(From Student Survey T-61 Question 6)

<u>Sport</u>		<u>Sport</u>
Football-19	Softball-6	Volleyball-21
Basketball-77	Water Aerobics-2	Hockey-6
Dance-13	Yoga-1	Frisbee-6
Bowling-12	Lacrosse-11	Table Tennis-6
Baseball-12	Archery-5	Field Hockey-3

Participation in Non-School Sports Activities

(From Student Survey T-61 Question 7)

<u>Sport</u>		<u>Sport</u>
Soccer-22		Baseball-11 Golf-2
Basketball-51		Boxing-3 Paintball-2
Football-10		Gymnastics-3 Motorcross-3
Softball-14		Swimming-4
Dance-13		Tennis-3
Volleyball-10		Cheer-2

Reasons for not participating in interscholastic athletics

(From Survey Question 8)

- 84 I prefer other activities such as band, chorus, etc.
 - 138 I don't have time
 - 34 The practice schedules and game times are inconvenient
 - 47 The sport I like isn't offered
 - 25 It's too expensive
 - 24 I prefer to participate in club or intramural sports
 - 56 Working
 - 111 Other:
-

Student Suggestions to encourage participation

- 1) Better coaching
- 2) Add more activities
- 3) Scholarships
- 4) Advertising
- 5) Emphasize fun in sports

Karen M. Boyer
Principal's Signature

4-13-06
Date

KHSAA STAFF

Brigid DeVries, Commissioner bdevries@khsaa.org
Larry Boucher, Assistant Commissioner lboucher@khsaa.org
Julian Tackett, Assistant Commissioner jtackett@khsaa.org
Roland Williams, Assistant Commissioner rwilliams@khsaa.org
Butch Cope, Director Promotions & Media Relations bcope@khsaa.org
Darlene Koszenski, Office Manager/Admin. Asst. darlenek@khsaa.org
Ken Tippett, Fund Raising Consultant ktippett@khsaa.org
Marsha Day, Admin. Support Specialist fisaacs@khsaa.org
Fay Isaacs, Admin. Support Specialist fisaacs@khsaa.org
Lisa Mendoza, Admin. Support Specialist lmendoza@khsaa.org
Marilyn Mitchell, Admin. Support Specialist mmitchell@khsaa.org
Phyllis Sallee, Admin. Support Specialist psallee@khsaa.org
John Ginn, Physical Plant Director jginn@khsaa.org
Ryan Freling, Administrative Intern rfreling@khsaa.org



Kentucky High School Athletic Association
2280 Executive Drive
Lexington, KY 40509
Phone: (859) 299-5472 • Fax: (859) 293-5999
www.khsaa.org
(a kentucky.com affiliate)

SPORTS FAX COVER SHEET

TO: TRACY Spickard	FROM: REBA Woodall
SCHOOL/COMPANY: FRANKLIN Co.	DATE: 5-3-06
FAX NUMBER: 502-695-6755	TOTAL PAGES (inc. cover): 1
PHONE NUMBER: 502-695-6750	RE: Title IX FAX

2005-2006 KHSAA STATE CHAMPIONSHIPS


Oct. 3-5	Leachman Buick/GMC-KHSAA Girls' Golf	Drake Creek Golf Club, Ledbetter
Oct. 5-7	Leachman Buick/GMC-KHSAA Boys' Golf	Country Club of Paducah, Paducah
Oct. 28-29	Girls' Volleyball	Regents Hall NKU, Highland Heights
Nov. 2-3, 5	Boys' & Girls' Soccer	Rawlings Stadium, Georgetown
Nov. 12	Boys' & Girls' Cross Country	Ky. Horse Park, Lexington
Dec. 2-3	Football	Papa John's Cardinal Stadium, Louisville
Feb. 17-18	Swimming	UK Lancaster Aquatic Center, Lexington
Feb. 16-18	Wrestling	Frankfort Convention Center, Frankfort
March 15-18	National City/KHSAA Boys' Basketball	Rupp Arena, Lexington
March 22-25	Houchens/KHSAA Girls' Basketball	WKU Diddle Arena, Bowling Green
May 20	Slow Pitch Softball	RiverShore Sportsplex, Hebron
May 25-27	Fifth Third/KHSAA Boys' & Girls' Tennis	UK Boone/Downing Complex, Lexington
June 2-3	Boys' & Girls' Track	UK Shively Track, Lexington
June 9-10	Fast Pitch Softball	Skyview Park, Jeffersontown
June 14-17	Fifth Third/KHSAA Baseball	Applebee's Park, Lexington

NOTES:

TRACY,
THANKS for fax.
Leave journey entry fees where they ARE - AS long AS they ARE included somewhere on T-35/36.

We are finished unless you need something.
THANKS
Reba Woodall

CONFIDENTIAL: Please keep in mind the information herein is confidential and should be delivered at its earliest convenience to the person whose name is listed above.



Franklin County High School

1100 East Main Street
Frankfort, Kentucky 40601
(502) 695-6750

Fax # (502) 695-6755

FAX TRANSMITTAL COVER SHEET

DATE: 5/2/06

TO: KHSAA - FAYE ISSAC 859-293-5999

ATTN: REBA WOODALL

FROM: TRACY SPICKARD, A.D.

FRANKLIN Co. High School

SUBJECT: TITLE IX Report

NO. OF PAGES INCLUDING THIS ONE: 3

MESSAGE: REBA — I moved the booster paid coaches

salaries to the "School" column per our discussion. I reviewed our
booster financial reports again and they didn't show any other travel expenses
for baseball, soccer and volleyball. If you want me to move tourney entry fees
into travel I can, just let me know.

THANKS!
Tracy Spickard